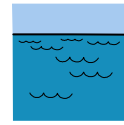


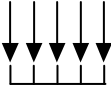
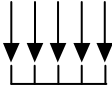






REDE MUSEÍSTICA



MUSEO PROVINCIAL DO MAR



1  |  |  Y + 
UN MUSEO ENTRE TODOS E PARA TODOS

   
"OS FACEDORES DE MUNDOS"



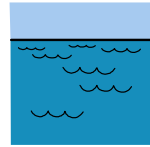
O NOSO



MUSEO



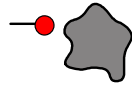
DO



MAR,



É



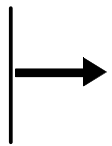
O SEU



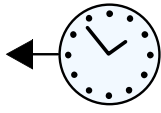
MILLOR



NARRADOR.



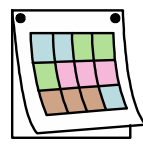
DENDE



FAI

40

40



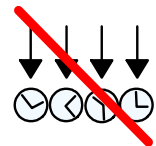
ANOS



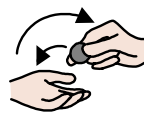
O



MUSEO



NUNCA



DEIXOU



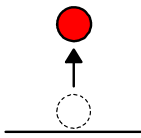
DE



SER




ESCOLA.



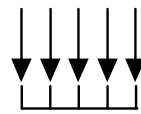
ELEVEMOS




ÁNCORAS



SEXAN



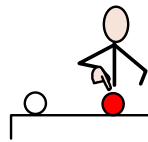
TODOS



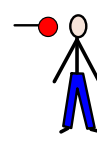
BENVIDOS



A



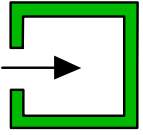
ÉSTA



A SÚA



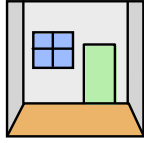
CASA.



ENTRADA

+

E



SALA

1


1

0

0.



A



ESCOLA:

1

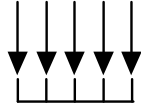
Un



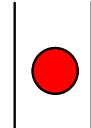
museo



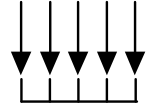
para



todos




entre



todos.



O



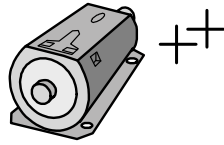
LATEXO



DO



MUSEO:



Motores




de



barco



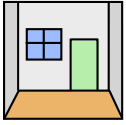
e



archivo



fotográfico.

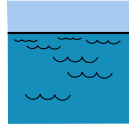
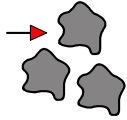


SALA

3


3

4




4. OS OFICIOS DO MAR.

5

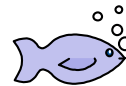



5. HISTORIA DA PESCA EN SAN CIBRAO.: Artes e



aparellos de pesca.

6



6. A VIDA MARINA, algo máis ca peixes.

O MUSEO QUE QUEREMOS


A REDE MUSEÍSTICA PROVINCIAL DE LUGO

LEVA MÁIS DE 10 ANOS LOITANDO POR FACER

OS MUSEOS ACCESIBLES Ó PÚBLICO CON



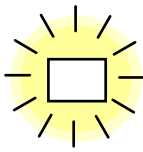
DISCAPACIDADE.



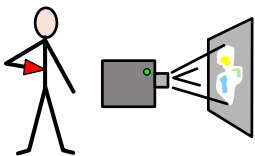
PARA



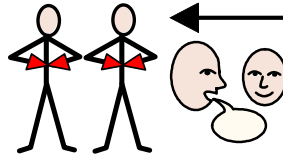
O



NOVO



PROXECTO



CONTAMOS



CO



ASESORAMENTO



DE



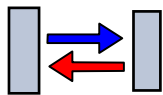
PERSOAS



E



ASOCIACIÓN



RELACIONADAS



CA



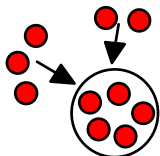
DISCAPACIDADE,



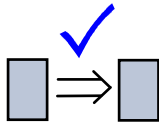
ADEMÁIS



DA



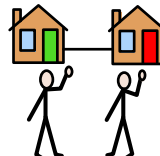
TOTAL



IMPLICACIÓN



DOS



VECIÑOS

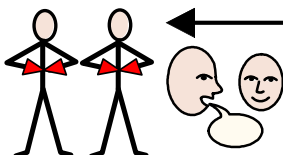


DE

SAN



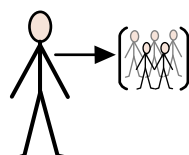
CIBRAO..



CONTAMOS



CA



COLABORACIÓN



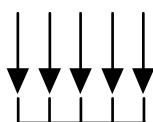
E




OPINIÓN




DE



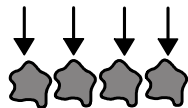
TODOS



ELES.



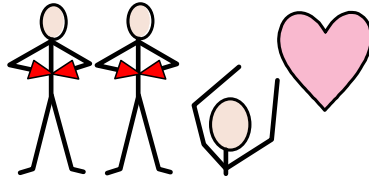
POR



TODO



ELO,




QUEREMOS:

1



MUSEO

UN



DIDÁCTICO:

1




museo

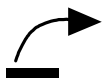
un




que



debe




de



seguir

=

sendo



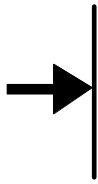
escola,

1

un




instrumento



para



a




aprendizaxe

+



e


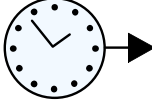


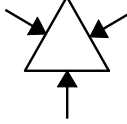


a

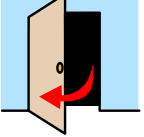

educación



social.

1 MUSEO DE FUTURO: Un museo cercano pero








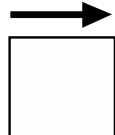
 aberto ó mundo.









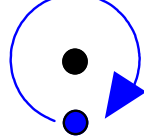






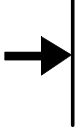

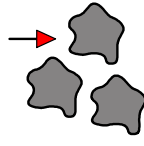

 QUEREMOS UN MUSEO VIVO, HUMÁN.. UN MUSEO

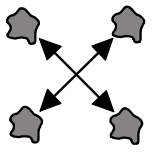
 NO QUE O ÉXITO NON SE MIDA POLO

123









 NÚMERO DE VISITANTES QUE RECIBE, SE NON POLO

123







 NÚMERO DE VISITANTES Ó QUE LLES ENSINOU



 ALGUNHA COUSA.



O seu




donativo

(60.000 PTS)



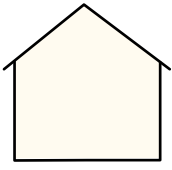
permitíu



construír

1

un



edificio



de



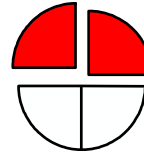
granito

$4 \div 2 =$

dividido



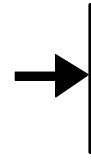
en dúas



partes:

1


unha




para



a



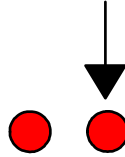
escola




masculina



e



outra,



para



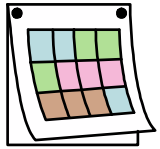
a



feminina.



Nos




anos



60

60,



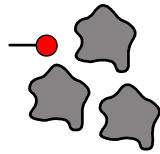
o maestro Don Francisco Rivera Casas

+


34




dos




seus



alumnos



convertiron



as "escolas"



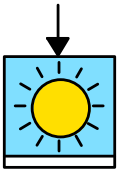
vellas



en




museo.



HOXE



EN



DÍA

=

1



DOS

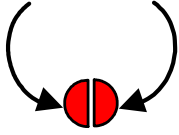
4



MUSEOS



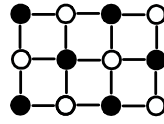
QUE



CONFORMAN



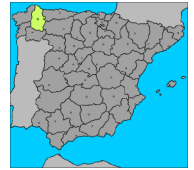
A




REDE



MUSEÍSTICA



PROVINCIAL.



HOXE

=

1

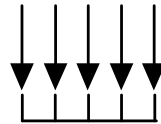
UN



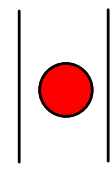
MUSEO



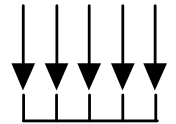
DE



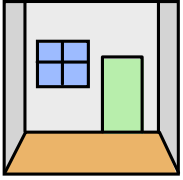
TODOS



ENTRE



TODOS.


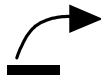


SALA

2


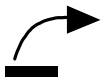
2:

1




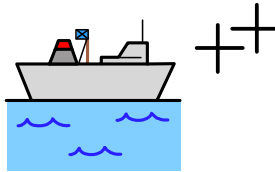
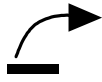
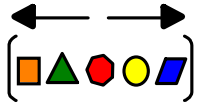
O

1. A CARPINTERÍA DE RIBEIRA, O CASO



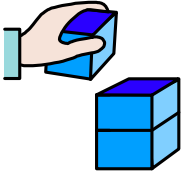


DE SAN CIBRAO.

2

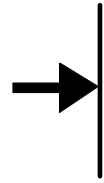
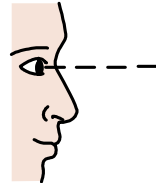
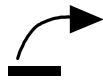


2. TIPOLOXÍA DE BARCOS A VELA



CONSTRUÍDOS EN SAN CIBRAO.

3



3. A ARTE DE MAREAR: MIRANDO Ó

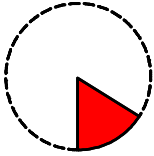
N



NORTE.




NA



SECCIÓN

3

3



AGRUPAREMOS



OS



INSTRUMENTOS



DE

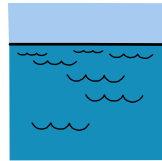


NAVEGACIÓN



OU

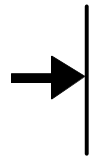
INSTRUMENTOS



NAUTICOS



ESENCIÁIS




PARA



ENTENDER



A



EVOLUCIÓN




DA



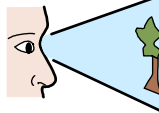
NAVEGACIÓN.




TAMÉN,



PODEMOS



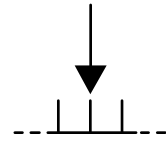
VER



LUCES



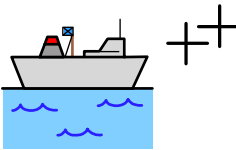
DE



POSICIONAMENTO




DOS



BARCOS

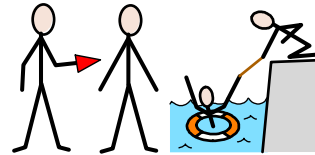
E




PEZAS



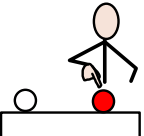






DE

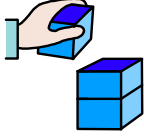






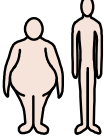


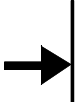




RESCATES

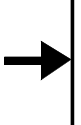











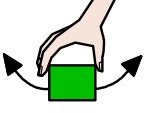

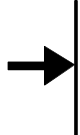




SUBACUÁTICOS.



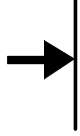




 Deste xeito,  nos  asteleiros  da  vila  comezaron  a









 construírse  embarcacións  a  vela  de  gran  tamaño 

 para  as  rutas  máis  llongas..

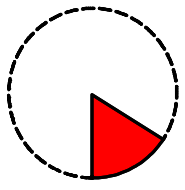
 Para  a  pesca,  facíanse  grandes  embarcacións  de  remo

 que  se  empregaban  tanto  para  a  caza  da 

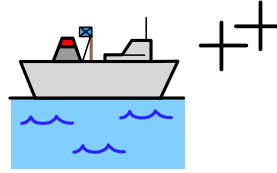
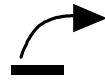
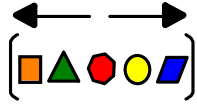
 balea  como  para  a  pesca  da  sardiña..

 Os  carpinteiros  buscaban  nas  fragas  a  madeira  máis



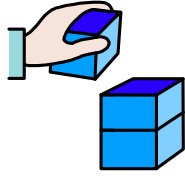
 axeitada.



2

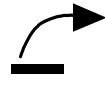


SECCIÓN 2: TIPOLOGÍA DE BARCOS A



VELA CONSTRUÍDOS EN SAN CIBRAO:

1

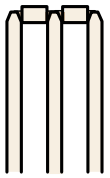


3

O

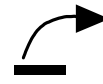
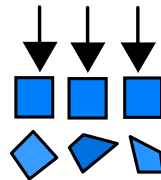
+

1. BRICBARCA: BARCO DE 3 OU MÁIS



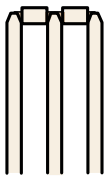
PAUS.

2




2

2. BERGANTÍN: BUQUE NORMALMENTE DE DOUS



PAUS.

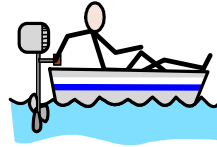
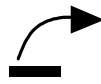
3



Bergantín-goleta de tres palas

3. BERGANTIN GOLETA.

6



2


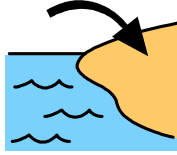

6. PAILEBOTE:

BARCO

DO

PRACTICO

DOS



PORTOS

DA

COSTA

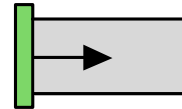
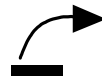
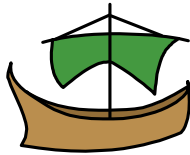
LESTE

DOS



ESTADOS UNIDOS.

7

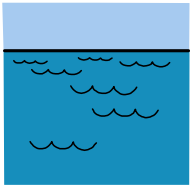


7. FALUCHOS:

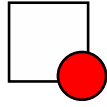
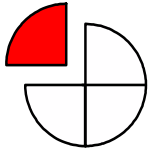
EMBARCACIÓN

DE

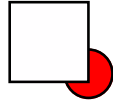
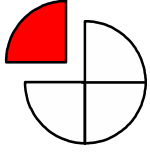
ORIXE



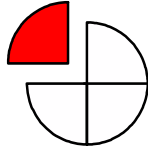

MEDITERRÁNEA.



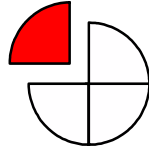
PROA: PARTE DIANTEIRA DO BARCO.



POPA: PARTE TRASEIRA DO BARCO.



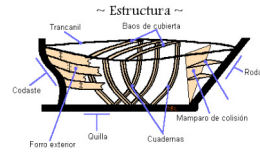
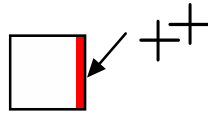
BABOR: CARA A PROA, PARTE ESQUERDA DO BARCO.



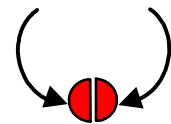
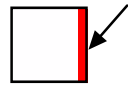
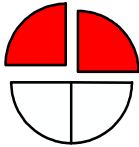
ESTRIBOR: CARA A PROA, PARTE DEREITA DO BARCO.



2



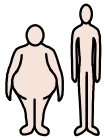
COSTADOS: SON OS DOUS LADOS DO CASCO.



AMURAS: PARTES CURVAS DOS COSTADOS QUE FORMAN



A PROA.



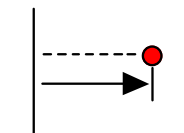
DIMENSIONES



DUN



BARCO:



ESLORA:

LONXITUDE



DO



BARCO



DE

PROA



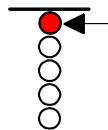
A

POPA.



MANGA:

ANCHURA



MÁXIMA



DO



BARCO,



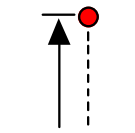
DE

BABOR



A

ESTRIBOR.



PUNTA:

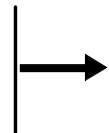
ALTURA



DO



BUQUE



DENDE



A

QUILLA



A

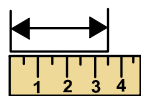


PARTE SUPERIOR



DA

CUBERTA.

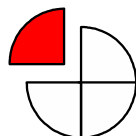


CALADO:

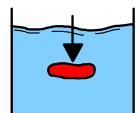
MEDIDA



DA



PARTE



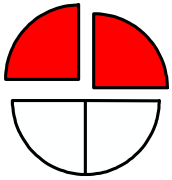
SUMERXIDA



DO



BARCO.

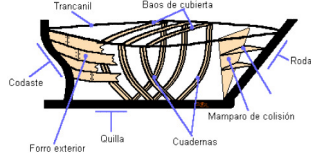


PARTES



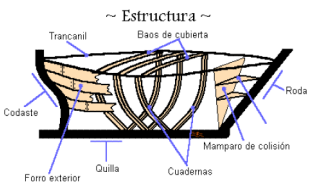
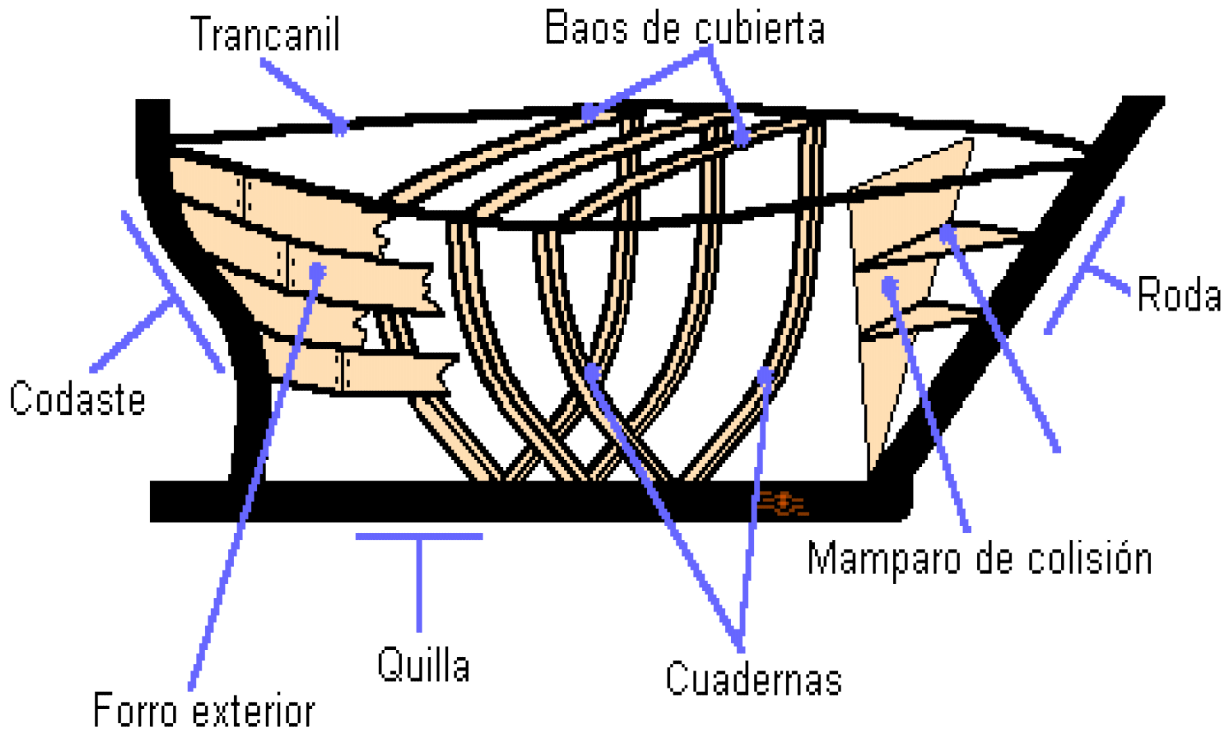
DO

~ Estructura ~

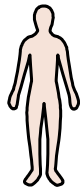


CASCO:

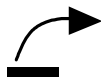
~ Estructura ~



CASCO:




CORPO



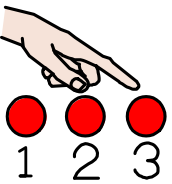
DO



BARCO



SEN


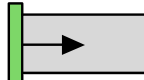




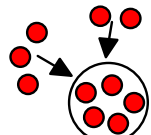



CONTAR






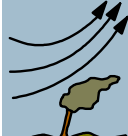




A


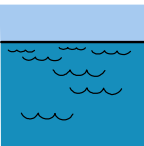

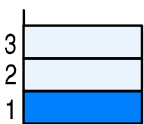

ARBOLADURA.

▶      ▶   





A PRINCIPIOS DO SÉCULO XIV, A COMBINACIÓN DA

AGULLA NAÚTICA COA ROSA DOS VENTOS DA LUGAR

▶     








AO COMPÁS NAÚTICO, INSTRUMENTO ESENCIAL NA

 →  ▶  






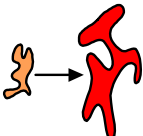

NAVEGACIÓN ATA CASE OS NOSOS DÍAS.

O CONXUNTO COMPLETARASE COA BITÁCORA.

   ⇒    

O SÉCULO XVI CONSTITUTE O PUNTO DE INFLEXIÓN

     ▶  


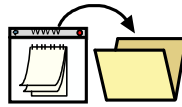
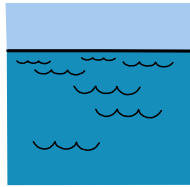
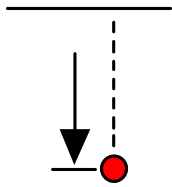
NA HISTORIA DA NAVEGACIÓN. PRODÚCESE A TRANSICIÓN

▶  

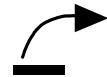
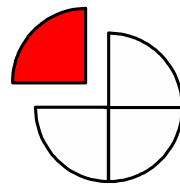
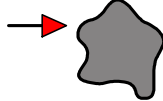
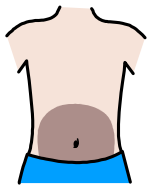
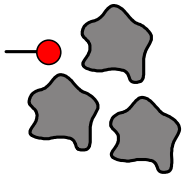
A NAVEGACIÓN ASTRONÓMICA.





OS NAUFRAXIOS




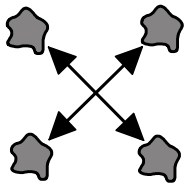
AS PROFUNDIDADES MARIÑAS GARDAN NAS



SÚAS ENTRAÑAS UNHA BOA PARTE DA



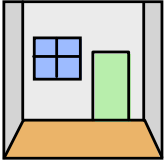
HISTORIA DA HUMANIDADE..



ALGUNHA DAS TESTEMUÑAS AS TEMOS NO



MUSEO.

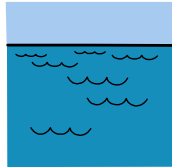


3

SALA

TRES

4



4.



OS

OFICIOS

DO

MAR

5



5.

HISTORIA

DA

PESCA


EN

SAN

CIBRAO:



E



ARTES


E

APARELLOS

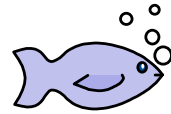
DE

PESCA.

6



+



6.

VIDA

MARIÑA:



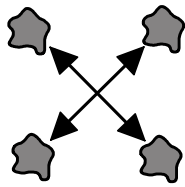
ALGO

MÁIS

CA

PEIXES.

++



TAMÉN,




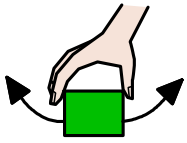
ALGUNHAS

DAS

ARTES

DE

PESCA





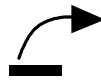

UTILIZADAS

POLOS

MARIÑEIRO

EN

SAN



CIBRAO

AO



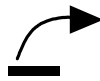
LONGO

DA

SÚA

HISTORIA:

1



- UN

TRAXE

DE

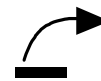

AUGAS

COMPLETO.

1



O



3

- UN

TRAIÑÓN

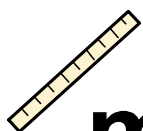
OU

TXALUPA

BALEEIRA

DE

3



m

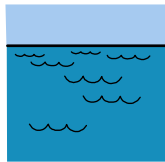



METROS

DE

ESLORA.


5



5. HISTORIA DA MAR EN SAN CIBRAO:



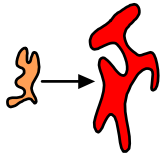
E




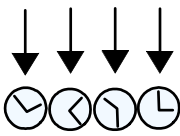
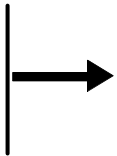
E



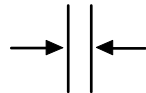
ARTES E APARELLOS DE PESCA E PROCESO DE




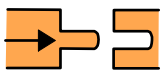
TRANSFORMACIÓN.




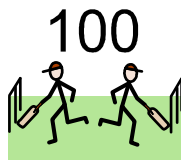
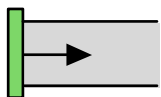
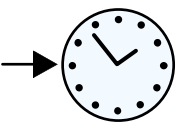
1



DESDE SEMPRE, SAN CIBRAO MANTÉN UN ESTREITO

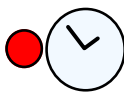



VENCELLO CO MAR.

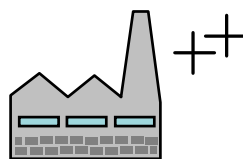


ATA PRINCIPIOS DO SÉCULO XX A SARDIÑA

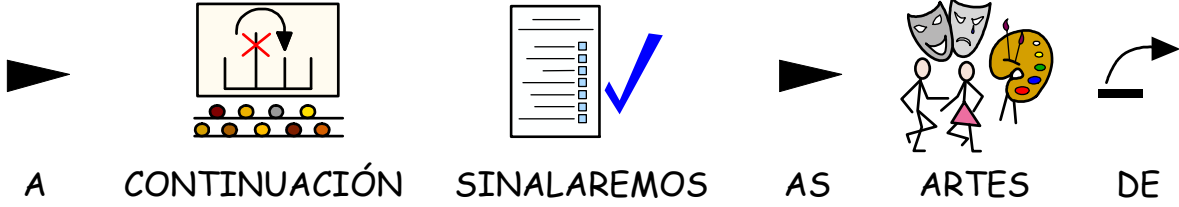
=



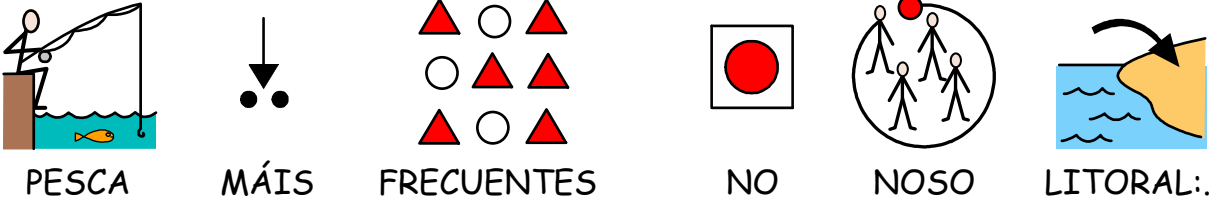
3



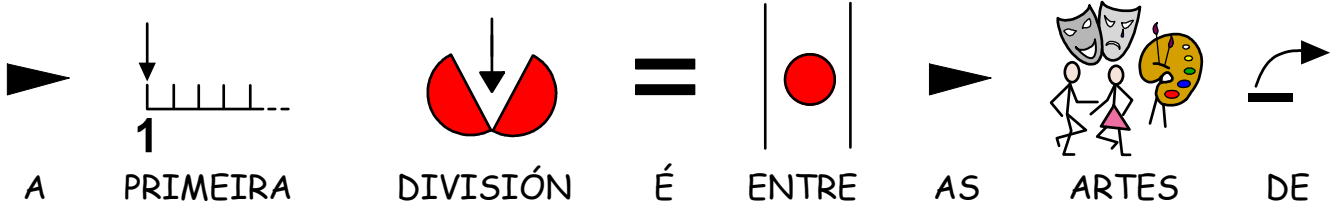
ERA A PROTAGONISTA. HABÍA 3 FÁBRICAS.



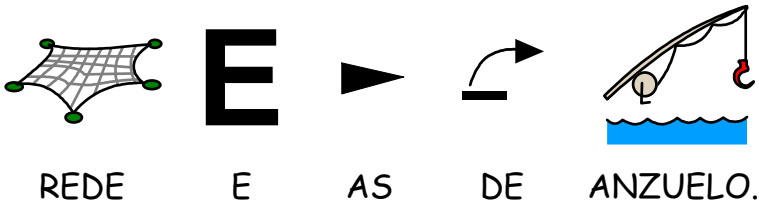
A CONTINUACIÓN SINALAREMOS AS ARTES DE



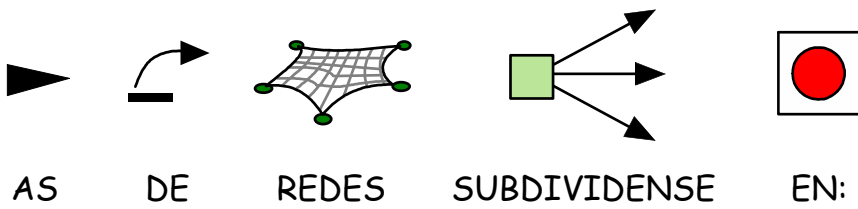
PESCA MÁIS FRECUENTES NO NOSO LITORAL:.



A PRIMEIRA DIVISIÓN É ENTRE AS ARTES DE



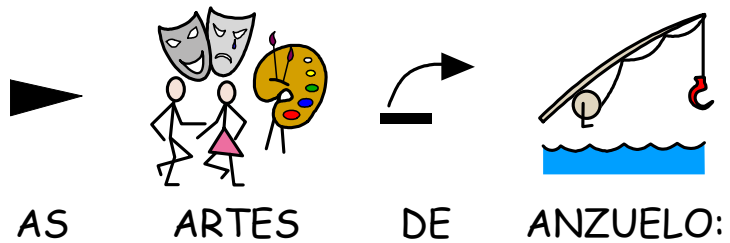
REDE E AS DE ANZUELO.



AS DE REDES SUBDIVIDENSE EN:

1 **O**
 1. FIXAS: VOLANTA, TRASMALLO, BETA OU VOLANTILLA

E
 E RASCOS.



1

1. LIÑAS

2

2. PALANGRE



Red de arrastre



Palangre




Red de cerco



ADEMÁS




DA



PESCA



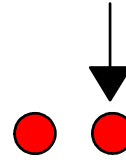
O



MARISQUEO




É



OUTRA



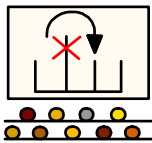
ACTIVIDADE




IMPORTANTE.



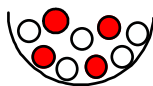
A



CONTINUACIÓN



VEMOS



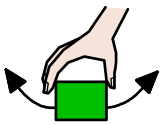
ALGUNS



DOS



APARELLOS



UTILIZADOS:

1

1. SACHO



6

O

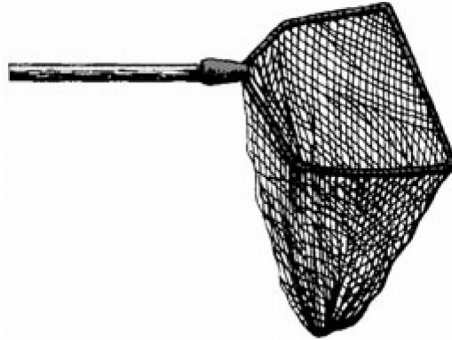
6. CAN OU ENDEÑO



Endeño remolcado
ou "Can da ameixa"

7


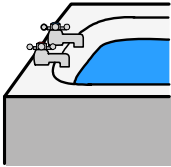
7. TRUEIRO

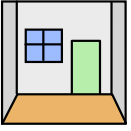


8

O

8. TINA OU ESPELLO


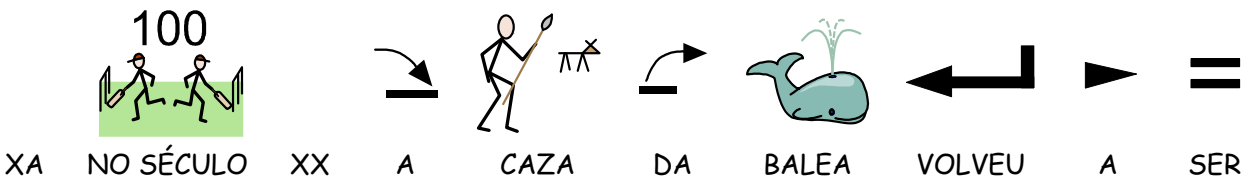

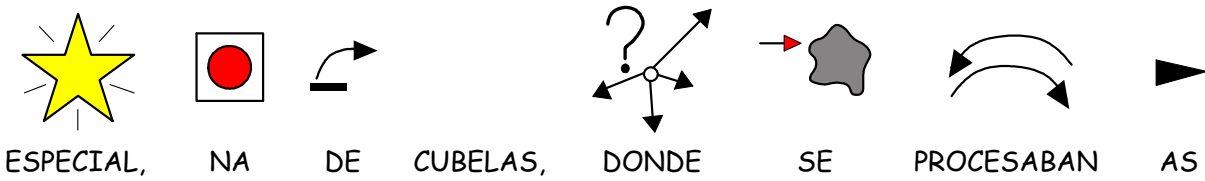
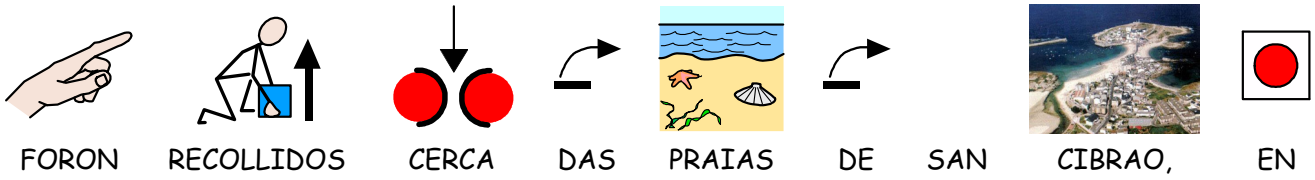





4

SALA

4:






EN




GALICIA,



A



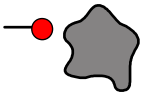
INDUSTRIA




BALEEIRA




TIVO



O SEU




APOXEO



ENTRE



OS



SÉCULOS

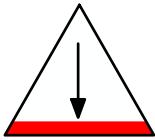
XVII

E


XVII.



AS




BASES



BALEEIRAS



MÁIS




IMPORTANTES



LOCALIZÁBANSE



NA




MARIÑA



LUCENSE



NOS



PORTOS



DE



RINLO,



FOZ,



NOIS,



BURELA,

SAN



CIBRAO

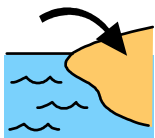
E



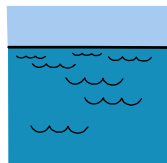
BARES.



NO



LITORAL




ATLÁNTICO



SÓLO



OS



PORTOS



DE

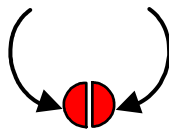


CAIÓN

E




MALPICA



DESENVOLVERON



ESTA



PESQUERÍA.

A BALEA ERA ENGANCHADA CUN ARPÓN DE FERRO.

UNHA VEZ MORTA ERA LEVADA A TERRA ENTRE VARIAS

EMBARCAÇÕES.

PARA O SEU DESPEDAZAMENTO UTILIZABAN VARIOS COITELOS..

A GRASA UNHA VEZ DERRETIDA ENVASÁBASE EN BARRICAS

PARA A SÚA COMERCIALIZACIÓN.

O ACEITE USÁBASE COMO COMBUSTIBLE PARA LÁMPARAS, PARA

FACER XABÓN, MARGARINAS..

COAS BARBAS FACÍAN VARIÑAS PARA PARAGUAS.



ADAPTACIÓN GUÍA MUSEO DO MAR : ANA LÓPEZ



MÉNDEZ (PSICÓLOGA ASOCIACIÓN RAIOLAS-AUTISMO

LUGO)



PICTOGRAMAS: IN PRINT (BJ ADAPTACIONES)



LICENCIA: CC(BY-NC-SA)



▶ 17 ↶



LUGO, A 17 DE OUTUBRO DE 2012